

# Additional information about



## Does your wobbly egg slide?


If not, check the following:

### 1. Is your table level? And is your island's mountain level on the table?




### 2. Have you correctly assembled all the pieces?

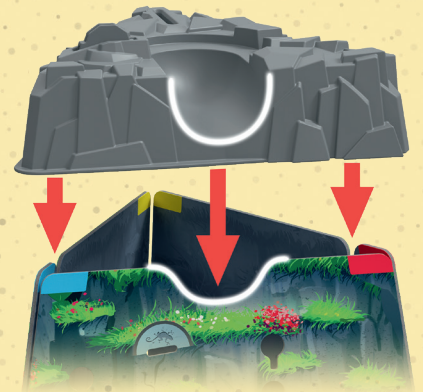
Are all mountain sides in the slots, in the base?



Are the rock outcrops all the way in their slots in the mountain sides and gently pressed down?




Is the mountain top level on the mountain sides? You can gently press down on the corner of the plastic mountain top that is opposite to the nest opening.




### 3. The wobbly egg likes to be warm

Take the egg in your hands and roll it around between your palms. Then put the egg in the nest.

Safely hold the egg in your hands and shake it a few times (don't worry - the egg can take it!) before placing it in the nest.



### 4. Make sure to correctly build the bridges. The tab in the middle of the bridge goes into the mountain side and the rock outcrops fit the outside of the bridge.



We wish you lots of fun with your game of "Dodo"!

*In the unfortunate event, these tips haven't helped you, please contact customer service: [games@thamesandkosmos.co.uk](mailto:games@thamesandkosmos.co.uk)*